




AROUND 2/3 OF ALL MOTORCYCLE ACCIDENTS HAPPEN AT URBAN JUNCTIONS WHERE THE MOTORCYCLE HAD RIGHT OF WAY...




...SO TO AVOID HARM FIRST OF ALL WE HAVE TO SEE THE JUNCTIONS. LOOK FOR WARNING SIGNS AND ROAD SIGNS. OTHER CLUES ARE DIRECTION SIGNS AND TRAFFIC ISLANDS...




AT NIGHT LOOK FOR ILLUMINATED SIGNS AND BOLLARDS

...ALSO WATCH THE ROAD SURFACE, YOU MAY HAVE TO BRAKE OR SWERVE SUDDENLY! IF YOU SEE SKIDMARKS THE JUNCTION MIGHT BE DECEPTIVE...



...PUT YOURSELF WHERE YOU CAN BE SEEN AND TRY TO MAKE EYE CONTACT WITH OTHER DRIVERS AS MUCH AS POSSIBLE...



SOME JUNCTIONS, FOR EXAMPLE ROUNDABOUTS AND STAGGERED CROSSROADS OFTEN HAVE THE LINE OF SIGHT DELIBERATELY BLOCKED. THE IDEA IS TO SLOW TRAFFIC DOWN TILL THEY CAN SEE PROPERLY, BUT BEWARE THAT IT DOESN'T ALWAYS WORK. SOME DRIVERS WILL PULL OUT WHEN THEY CAN'T SEE CLEARLY, SO IT'S WORTH SLOWING DOWN YOURSELF JUST IN CASE...




...NOT TOO ABRUPTLY OF COURSE...



NOW TRY TO GET YOURSELF IN A POSITION THAT GIVES THE BEST VIEW AT THE JUNCTION AND CROSS IT SAFELY...



CONGRATULATIONS! YOU DID IT! YOU'VE SUCCESSFULLY AVOIDED ALL PROBLEMS AT THE JUNCTION!



NEXT TIME TRY KEEPING YOUR HANDS ON THE HANDLEBARS AFTERWARDS...

